

baby&child

RESTORATION HARDWARE

Thank you for selecting Restoration Hardware Baby & Child lighting. Our assortment is crafted with the highest quality materials that coordinate perfectly with our Baby & Child bedding collections, making it easy to create an elegant nursery or child's bedroom.

PARTS ENCLOSED:

- (A) Finial
- (B) Harp
- (C) CFL bulb
- (D) Socket
- (E) Saddle
- (F) Lamp Base

IMPORTANT SAFETY INSTRUCTIONS:

For safety purposes, this lamp is equipped with a polarized plug (one blade is wider than the other). If the plug does not fit securely into your outlet, do not force it - contact a professional electrician. Use the plug with an extension cord only if it can be fully inserted into the cord's socket. Never alter the plug in any way.

This fixture has been rated for up to (1) 13 W CFL bulb or (1) 60 W standard bulb. To avoid the risk of fire, do not exceed the recommended wattage.

BAXTER TABLE LAMP

WARNINGS:

All wires are connected. When unpacking, be careful not to pull wires as a bad connection may result. Do not connect electricity until your lamp is fully assembled.

To reduce the risk of fire, electrical shock, or personal injury, always turn off and unplug lamp and allow it to cool prior to replacing light bulb.

Do not touch bulb when fixture is turned on or look directly at lit bulb.

Keep flammable materials away from lit bulb.

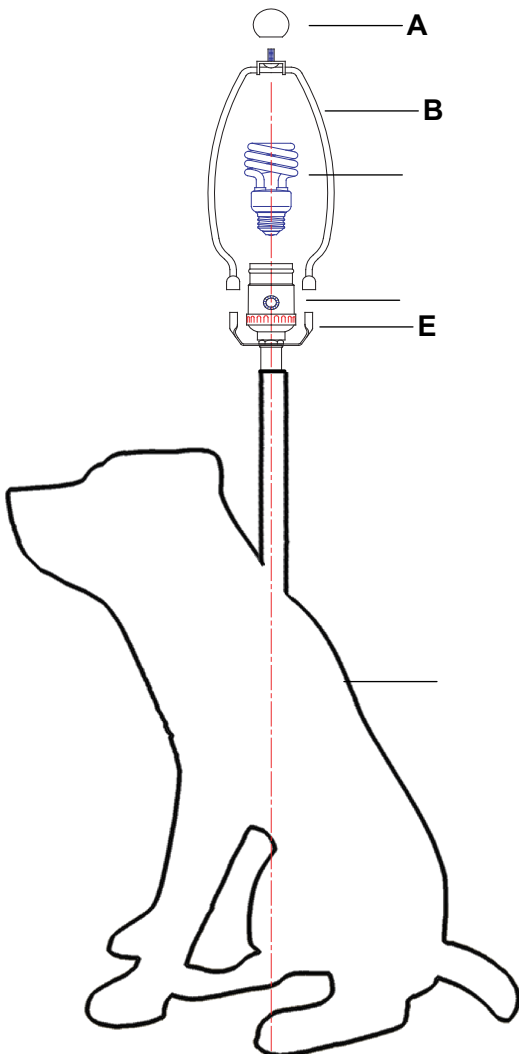
DO NOT REMOVE THE CARDBOARD INSULATOR SURROUNDING THE SOCKET.
THIS IS NOT A TOY AND THE PRODUCT HAS NO PLAY VALUE

TO ASSEMBLE:

1. Carefully remove all parts from the box and remove all plastic covering.
2. Place the lamp base (F) on the tabletop carefully
3. Insert Harp (B) into the Saddle (E).
4. Insert the CFL bulb (C), into threaded socket(D).
5. Attach the finial (A) and tighten to secure the shade.
6. Plug into proper electrical outlet and test fixture.
7. Assembly is complete.

CARE INSTRUCTIONS:

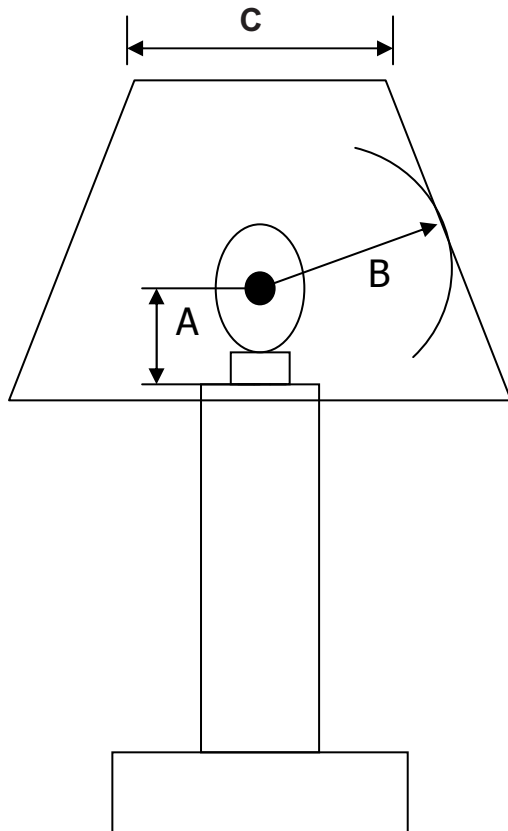
Do not use polishes or cleaners on your lamp.
JUST WIPE CLEAN WITH SOFT CLOTH.



baby&child

RESTORATION HARDWARE

Thank you for selecting Restoration Hardware Baby & Child lighting. Our assortment is crafted with the highest quality materials that coordinate perfectly with our Baby & Child bedding collections, making it easy to create an elegant nursery or child's bedroom.



SHADE INSTRUCTIONS

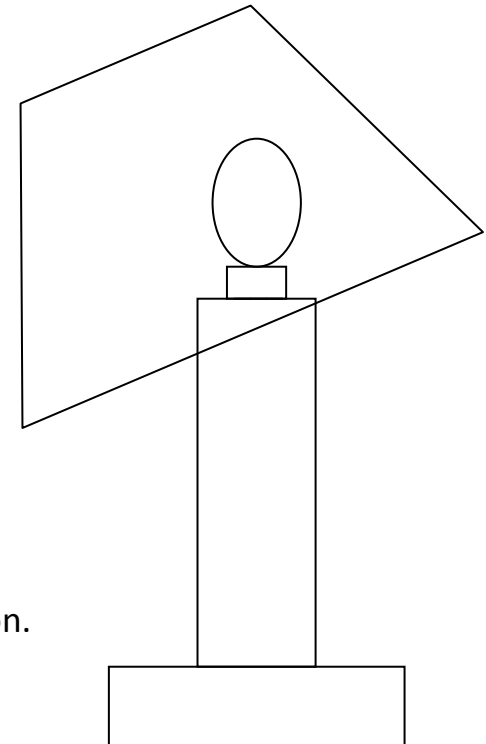
CAUTION :

- To reduce the risk of Fire, use Maximum 100 Watt, Type A Bulb.
- Use Open Top, Open Bottom Type of Shade.
- For 100 Watt, Type A bulb, the minimum lamp to shade spacings are as specified:

A=3.25 inches (82.5)

B=3.5 inches (88.9 mm)

C=4.0 inches (101.6)



- Do not use the shade in this position.