

RH BABY & CHILD

FRENCH EMPIRE SQUARE PLAY TABLE INSTRUCTIONS

IMPORTANT SAFETY INSTRUCTIONS





1. Please read all instructions carefully before assembling.
2. For your safety, assembly by two or more adults is strongly recommended.
3. If bolts become loose on table legs, tighten regularly as needed.

PARTS INCLUDED:

A [1] TABLE TOP
B [4] TABLE LEGS

CARE INSTRUCTIONS:

1. Dust often using a clean, soft, dry lint-free cloth.
2. Blot spills immediately, and wipe with a clean, damp cloth.
3. We do not recommend the use of chemical cleansers, abrasives, or furniture polish on our lacquered finish.
4. If bolts become loose on table legs, tighten regularly as needed.

NO.	ITEM	DESCRIPTION	QTY.
1		Flat Washer 5/16"	8 pcs.
2		Spring Washer 5/16"	8 pcs.
3		Hex Nut 5/16"	8 pcs.
4		Hex Wrench 12mm	1 pc.

ASSEMBLY INSTRUCTIONS:

1. Turn Table Top (A) upside down and place on a clean padded surface, such as carpeted floor, to prevent scratches.

2. Place the Table Leg (B) upside down on the bottom of the table top and insert bolts through pre-drilled holes. Slide one Flat Washer (1), one Spring Washer (2), and then one Hex Nut (3) onto each bolt of the leg and tighten using Hex Wrench (4).

3. Repeat procedure with the other three Legs (B) and Table Top (A).

4. Carefully turn the table upright.

