

# baby & child

RESTORATION HARDWARE

## INDUSTRIAL CART PLATFORM BED

**WARNING** ADULT ASSEMBLY ONLY OWING TO THE PRESENCE OF SMALL PARTS, SHARP POINTS & EDGES.

**CUSTOMER SERVICE** IF YOU ARE MISSING PARTS OR HAVE ANY QUESTION ABOUT THIS PRODUCT, PLEASE CONTACT US AT : 1-800-762-1751

### PART LIST

- A. WOOD FRAME FOR MATTRESS (1 pc )
- B. BASE IRON FRAME ( 1pc)

### TOOLS NEEDED

WRENCH ( INCLUDED )



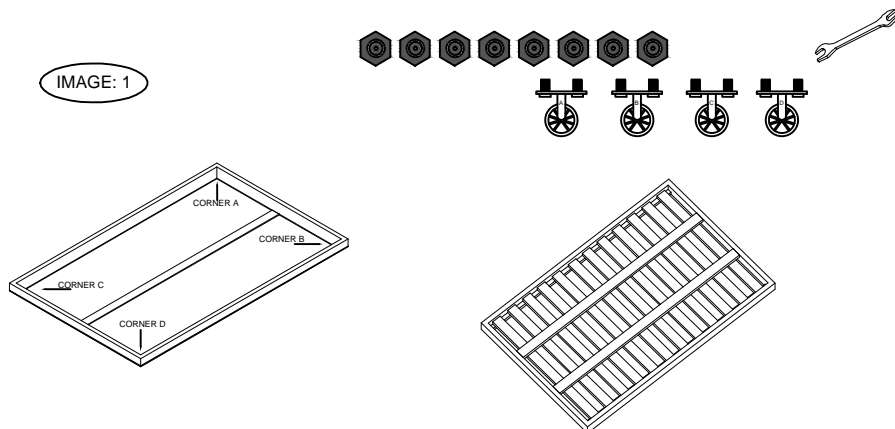
### HARDWARE LIST

S.NO.	DESCRIPTIONS		QTY.
1.	WHEELS		4 PCS.
2.	NUTS		8 PCS.

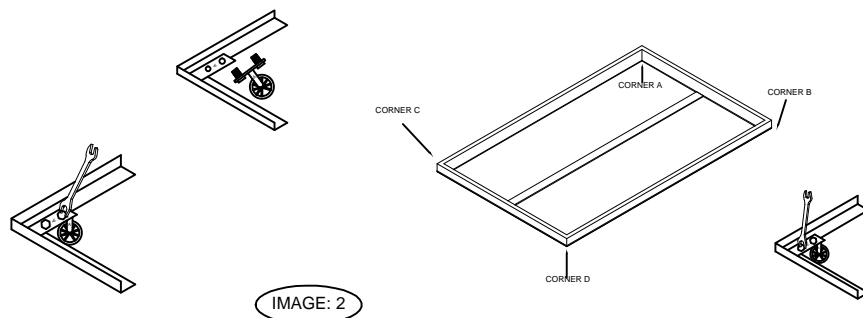
### ASSEMBLY INSTRUCTIONS:

**NOTE** : WE SUGGEST ASSEMBLY BY TWO PEOPLE WHENEVER POSSIBLE.

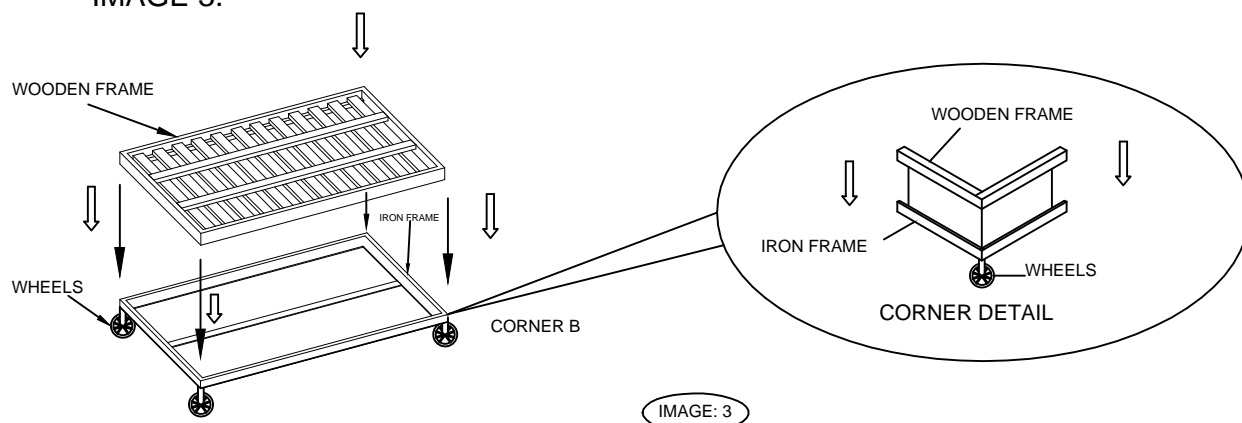
**STEP 1:** DETACH WOODEN FRAME FROM IRON BASE AND CHECK FOR ALL ASSEMBLY COMPONENTS AS SHOWN IN IMAGE 1.



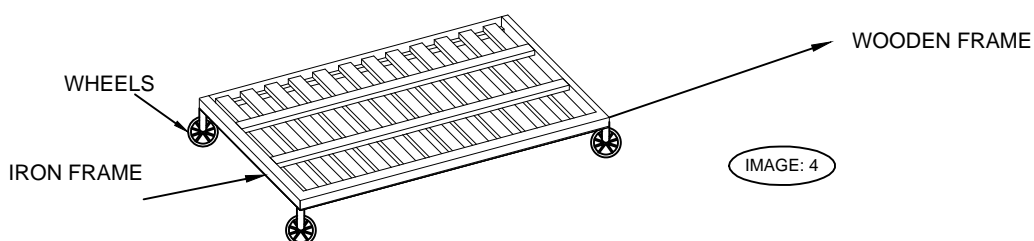
**STEP 2:** MATCH WHEELS WITH RESPECTIVE ENDS OF IRON FRAME AND ATTACH THEM WITH NUTS PROVIDED. TIGHTEN WITH THE HELP OF WRENCH AS SHOWN IN IMAGE 2.



**STEP 3:** NOW PLACE THE WOODEN FRAME INTO THE IRON FRAME AS SHOWN IN IMAGE 3.



**STEP 4:** ASSEMBLY IS COMPLETE AS SHOWN IN IMAGE 4.



## CARE INSTRUCTIONS:

DUST OFTEN USING A CLEAN, SOFT, DRY LINT - FREE CLOTH.  
 BLOT SPILLS IMMEDIATELY AND WIPE WITH A CLEAN, DAMP, CLOTH.  
 WE DO NOT RECOMMEND THE USE OF CHEMICAL CLEANERS, ABRASIVES OR  
 FURNITURE POLISH ON OUR FINISH.

THANK YOU FOR YOUR PURCHASE  
[www.rhbabyandchild.com](http://www.rhbabyandchild.com)