

baby&child

RESTORATION HARDWARE

TRIBECA NIGHTSTAND



WARNING: ADULT ASSEMBLY ONLY OWING TO THE PRESENCE OF SMALL PARTS, SHARP POINTS AND EDGES

Customer Service - If you are missing parts or have any questions about this product, please contact us at: 1-800-762-1751

CARE INSTRUCTIONS:

- Dust often using a clean, soft, dry lint-free cloth.
- Blot spills immediately, and wipe with a clean, damp cloth.
- We do not recommend the use of chemical cleansers, abrasives, or furniture polish on our lacquered finish.


WARNING: This product is only a deterrent. It is not a substitute for proper adult supervision.

PARTS INCLUDED:

A [1] Nightstand

HARDWARE INCLUDED:

B [4] Caster



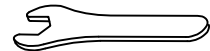
D [16] Flat Washer



C [16] Bolt Ø1/4" x 19mm



E [1] Allen Wrench

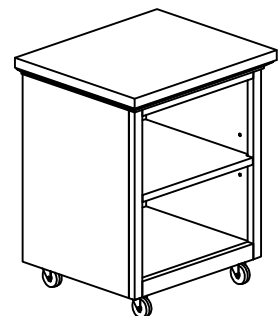
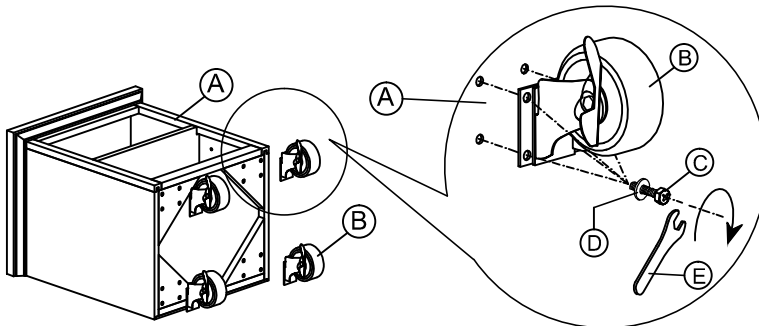


ASSEMBLY INSTRUCTIONS:

Place the Nightstand (A) down on a flat and smooth surface.

Attach the Caster (B) to bottom of Nightstand (A) using Bolt (C), Flat Washer (D) and Allen Wrench (E) to tighten.

Carefully, return the nightstand to its upright position.



WARNING: When the item is stationary, please turn the wheels towards front and lock. This is to offer best stability.

Thank you for your purchase
www.rhbabyandchild.com