

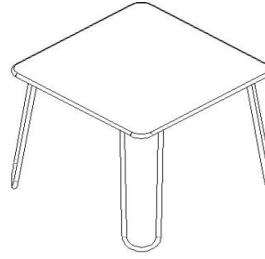
baby & child

RESTORATION HARDWARE

L'ECOLE ADJUSTABLE PLAY TABLE SMALL

PARTS INCLUDED

1. Table Top -1
2. 23" H Legs -4 Pcs
3. 27" H Legs -4 Pcs
- 4 Bolt -18(16 for Assembly , 2 Extra)
- 5 Wrench - 1



COMPONENTS OF L'ECOLE ADJUSTABLE PLAY TABLE

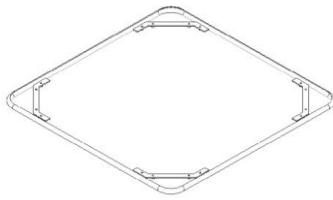
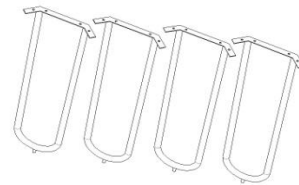
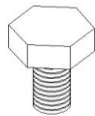


TABLE TOP



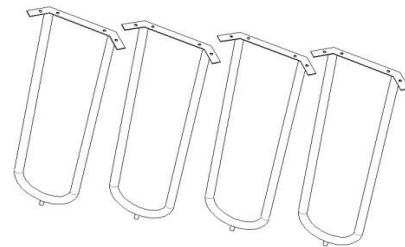
4 PCS LEGS (23" HEIGHT)



BOLT



WRENCH



4 PCS LEGS (27" HEIGHT)

ASSEMBLY INSTRUCTIONS

1. Lay the table on a carpeted floor with bottom side up.
2. For a shorter table, use 23" H legs. For a taller table, use 27" H legs.
3. Use 4 bolts and the wrench provided to attach each leg as shown.
4. Tighten all the bolts and turn the table right side up for use.

CARE INSTRUCTION

- A. Clean periodically with a clean soft cloth, slightly moist with water if necessary, and wipe dry.
- B. Do not use any chemical or abrasive cleaner.

