

**BEAR BOOKCASE**







**WARNING: ADULT ASSEMBLY ONLY OWING TO THE PRESENCE OF SMALL PARTS, SHARP POINTS AND EDGES.**

Customer Service: If you are missing parts or have any questions about this product please contact us at: 1-800-762-1751

**FURNITURE TIPPING RESTRAINT:**

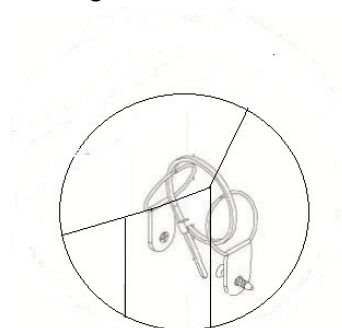
1. Young children may be injured by tipping furniture and the use of a tipping restraint is highly recommended. When properly installed, this restraint could provide protection against the unexpected tipping of furniture due to small tremors, bumps or climbing. We recommend mounting this restraint to a wall stud.
2. This product is only a deterrent. It is not a substitute for proper adult supervision.

**PARTS LIST**

PART	ITEM	DESCRIPTION	QTY
1		Screw	2
2		Metal Bracket	2
3		Nylon Restraint Strap	2
4		Mini Anchor	2

**ASSEMBLY INSTRUCTIONS:**

1. Determine the final position of the furniture piece. Mark location on the wall approximately 2" below the brackets mounted to the back of the furniture.
2. Drill a starter hole into the wall stud. If wall stud is not available, drill a hole into the wall and insert plastic anchor. Gently tap the anchor until the flange of the anchor is flush with the wall.
3. Place the furniture so the brackets on the back of the cabinet are in line with the brackets in the wall.
4. Lace one end of the nylon restraint strap down through each bracket. Bring both ends together and slide the beaded end until it snap locks onto the keyhole slot.
5. To double lock, return the beaded end back through keyholes as shown.
6. Check to make sure the strap is securely laced and locked to the brackets.



**CARE INSTRUCTIONS:**

1. Dust often using a clean, soft dry lint free cloth.
2. Blot spills immediately and wipe with a clean damp cloth
3. We do not recommend the use of chemical cleaners abrasives or furniture polish on our lacquered finish.

*Thank you for your purchase*  
[www.rhbabyandchild.com](http://www.rhbabyandchild.com)